

[Student Information]

Name: _____

Student ID: _____

Teacher #: _____

Branch: _____

Perfect Score: 90

Number Incorrect: _____

Final Score: _____

Score Rating: PASS* / RAL

Grader Teacher #: _____

* Passing Score is 63 or higher

Piano
Level 3

Certificate of Merit®

Practice Theory Test

2016



Piano Level 3

1. Name the Major key for each key signature. (6 points total / 1 point each)

___ Major ___ Major ___ Major ___ Major ___ Major ___ Major

2. Name the minor key and the relative Major key for each key signature.

(4 points total / 2 points each)

a.

___ minor
Relative Major Key
___ Major

b.

___ minor
Relative Major Key
___ Major

3. Add sharps or flats (accidentals) to complete each scale. (5 points total / 1 point each scale)

A Major

E \flat Major

d minor, harmonic form

B Major

e minor, natural form

4. Name the size of each interval. Circle **Major** or **Perfect** for each example. The first one is given. (5 points total / 1 point each)

Major 3rd Major _____ Major _____ Major _____ Major _____ Major _____
 Perfect Perfect Perfect Perfect Perfect Perfect Perfect

5. Write the letter name for each triad. Circle **Major** or **minor** for each triad. The first one is given. (5 points total / 1 point each)

C Major Major Major Major Major Major
 _____ minor minor minor minor minor minor

6. Check the position (inversion) for each triad (R, 1st, or 2nd). The first one is given. (5 points total / 1 point each)

R _____ R _____ R _____ R _____ R _____ R
 _____ 1st _____ 1st _____ 1st _____ 1st _____ 1st _____ 1st
 _____ 2nd _____ 2nd _____ 2nd _____ 2nd _____ 2nd _____ 2nd

7. Write the primary triads for the key of D Major. Put one triad in each measure. (3 points total / 1 point each)

D Major

Dominant

Tonic

Subdominant

8. Check the Roman numeral for each triad. Use the Major key for each example. The first one is given. (5 points total / 1 point each)

Bass clef triads: C_2 (I, IV, V), D_2 (I, IV, V), E_2 (I, IV, V)

Treble clef triads: C_4 (I, IV, V), D_4 (I, IV, V), E_4 (I, IV, V)

9. Check the name for each cadence. (3 points total / 1 point each)

a. C_4 - F_4 (Authentic, Half, Plagal)

b. D_2 - G_2 (Authentic, Half, Plagal)

c. F_3 - C_3 (Authentic, Half, Plagal)

10. Write the total number of beats each rhythmic example receives in the given time signature. (4 points total / 1 point each)

a. $\frac{2}{4}$ [quarter, quarter, quarter, quarter, eighth, eighth] ___ beat(s)

b. $\frac{4}{4}$ [quarter rest, quarter, quarter, quarter, eighth, eighth] ___ beat(s)

c. $\frac{6}{8}$ [quarter, quarter, eighth, eighth] ___ beat(s)

d. $\frac{3}{4}$ [quarter, quarter, quarter] ___ beat(s)

11. Circle the correct time signature for each rhythmic example. (2 points total / 1 point each)

a. $\frac{2}{4}$ or $\frac{3}{4}$ [quarter, quarter, quarter, quarter, eighth, eighth]

b. $\frac{3}{4}$ or $\frac{6}{8}$ [quarter, quarter, quarter, quarter, eighth, eighth]

12. Check the faster tempo for each given pair of tempo marks. (2 points total / 1 point each)

a. ___ *adagio*
___ *vivace*

b. ___ *allegro*
___ *andante*

13. Check the louder dynamic for each given pair of dynamic marks. (2 points total / 1 point each)

a. ___ *p*
___ *mp*

b. ___ *f*
___ *mf*

14. Check the term for each definition. (8 points total / 1 point each)

a. gradually faster ___ *accelerando*
___ *crescendo*
___ *fortissimo*

e. hold the note for its full value ___ *fermata*
___ *tie*
___ *tenuto*

b. little ___ *molto*
___ *poco*
___ *diminuendo*

f. apply the soft pedal ___ *una corda*
___ *damper pedal*
___ *tre corde*

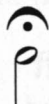
c. sweetly ___ *spiritoso*
___ *dolce*
___ *fine*


g. sudden, sharp accent ___ *tenuto*
___ *sforzando*
___ *fermata*


d. a short musical idea ___ *motive*
___ *staccato*
___ *moderato*


h. return to original tempo ___ *moderato*
___ *D.C. al fine*
___ *a tempo*

15. Check the term for each symbol. (4 points total / 1 point each)

a.  ___ *fermata*
___ *slur*
___ *sforzando*

c.  ___ *accent*
___ *tenuto*
___ *staccato*

b.  ___ *ritardando*
___ *crescendo*
___ *decrescendo*

d.  ___ *una corda*
___ *damper pedal*
___ *tre corde*

Moderato

Czerny: *Study* op. 139, no. 49

Answer questions 16 - 22 about the music above. (9 points total / 1 point each)

16. What is another way to write the time signature? $\frac{2}{4}$ $\frac{4}{4}$ $\frac{6}{8}$
17. Name the key. Give the letter name and circle Major or minor. Major minor
(letter)
18. What is the meaning of the tempo marking? moderate tempo
 walking tempo
19. What is the meaning of the *cresc.* in measure 3? gradually faster
 gradually louder
20. What is the position (inversion) of the circled chord in measure 5? root position
 1st inversion
 2nd inversion
21. What is the meaning of the dynamic mark in measure 6? soft
 loud
22. Name the boxed chords. Give the root and circle the Major or minor. a. Major minor
(root)
b. Major minor
(root)
c. Major minor
(root)

Latour: *Sonatina No. 1: "Pastorale"*

Answer questions 23 - 30 about the music above. (8 points total / 1 point each)

23. How many counts are in each measure?

 3 8 6

24. What type of note receives one beat?

25. What is the Major key?

 Major

26. What is the meaning of the tempo marking?

 very slow tempo
 walking tempo
 fast tempo

27. Check the Roman numeral for the boxed triad in measure 3.

 I IV V

28. Name boxed triad in measure 6. Write the root (letter name) and circle **Major** or **minor**.

 Major minor
 (root) (circle one)

29. What is the meaning of the *8va* marking in measure 8?

 play one octave higher
 play eighth notes
 play slower

30. Does this excerpt end on tonic?

 yes
 no

